MagicTrader
iPhone platform-Installation Guide

Customer Service Hotline： (852) 2584-3820 / cs@megahubhk.com

Presented by MegaHub Limited

This product described in this manual is the subject of continuous development and improvement. Whilst all information of technical nature and particulars of the product and its use are given in good faith, MegaHub by publishing this document, does not guarantee that any information contained herein is and will remain accurate or that use of information will ensure correct and faultless operation of the relevant service or equipment. MegaHub, its agents and employees shall not be liable for any loss or damage whatsoever resulting from reliance on the information contained herein.

© Copyright, MegaHub Ltd 2011. All rights reserved

1. Press “App Store” button at main screen

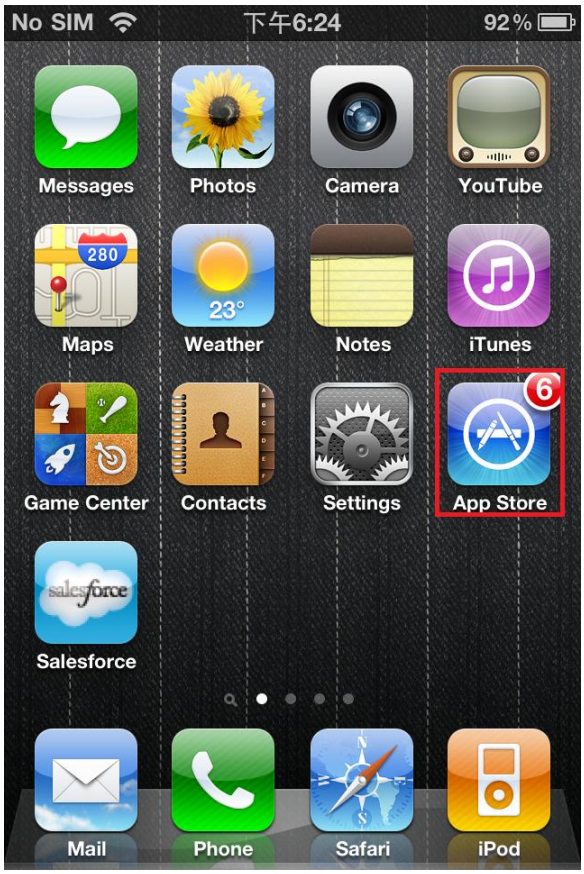

2. Press “Search” in App Store

3. Click the search bar at the top and input “MagicTrader Plus”, then press “Enter”

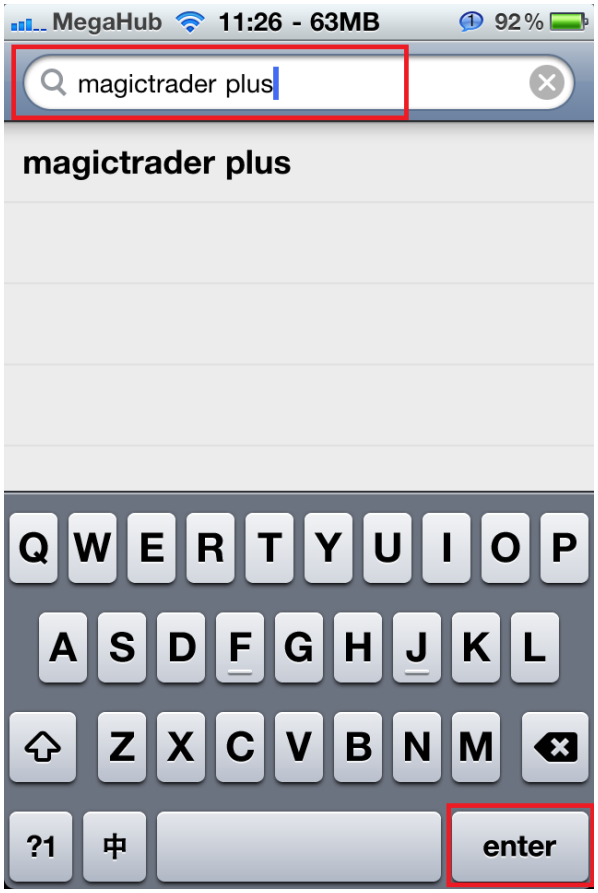

4. 「MagicTrader Plus」 will then displayed，please press once..



5. Click the「FREE」button

6. Then click「INSTALL」。

7. App store will request you to login your iTunes account, please input the necessary information then click “OK”

8. App Store will now download and install IQ Quotes. After installation completed, you can found “MagicTrader” icon in your main screen.



9. At MagicTrader Plus login screen, please key in your assigned username and password to logon.

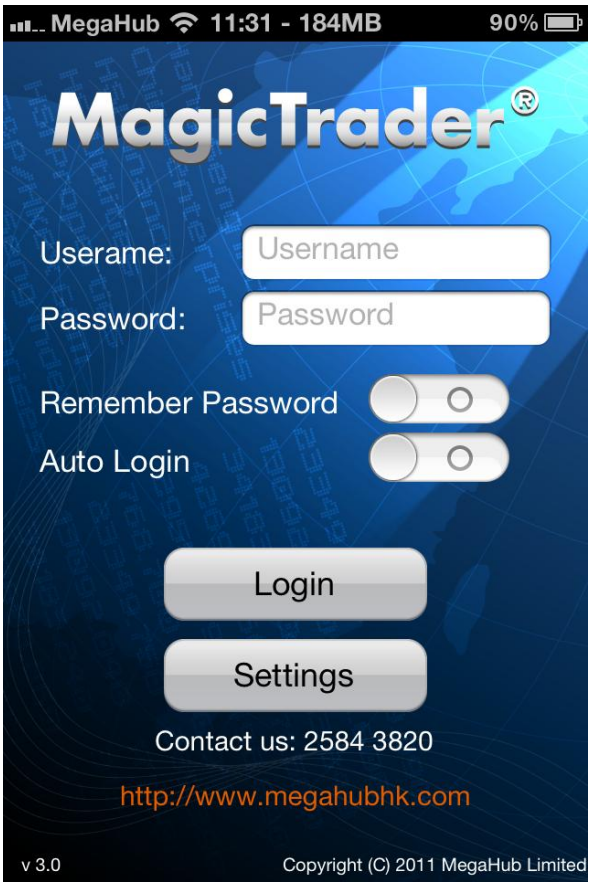

**** End ****